

CITY OF DEADWOOD ORDINANCE NUMBER #1388

AN ORDINANCE PROVIDING FOR THE FISCAL YEAR BEGINNING JANUARY 1, 2024 AND ENDING DECEMBER 31, 2024 AND LEVYING PROPERTY TAX FOR 2023

BE IT ORDAINED BY THE CITY COMMISSION OF THE CITY OF DEADWOOD, SOUTH DAKOTA

Section 1. That the following sums of money are appropriated and taxes levied upon all taxable property within the City of Deadwood for the purposes of providing funds to meet all lawful expenses and liabilities for the fiscal year ending December 31, 2024

		General	Library	Bed and	Bus Imp	Bus Imp	Bus Imp	Bus Imp	Hist.	Revolving	Debt Serv.	Debt Serv.	Debt Serv.	Debt Serv.	Water	Sewer	Mt	Parking &		
		Fund	Fund	Booze	Dist. 9	Dist. 8	Dist. 1-6	Dist 7	Pres. Fund	Loan Fund	TIF #10	TIF #9 Optima	TIF #8 StageRun	TIF #12 SecStage	Fund	Fund	Moriah	Transport.	TOTAL	
		101	206	209	211	212	213	214	215	216	719	721	725	727	602	603	607	610		
	410 GENERAL GOVT																			
411.1	Legislative	368,175																		368,175
413.1	Elections	1,800																		1,800
414.1	Attorney	50,000																		50,000
414.2	Finance	444,510																		444,510
419.2	Public Buildings	1,284,772																		1,284,772
419.3	Computer Network	135,600																		135,600
	420 PUBLIC SAFETY																			
421.0	Police	1,977,780																		1,977,780
421.1	DARE	1,500																		1,500
422.1	Fire	433,429																		433,429
423.2	Bldg Inspection	110,810																		110,810
	430 PUBLIC WORKS																			
431.0	Streets	1,503,900																		1,503,900
432.0	Waste Disp.	168,000																		168,000
433.0	Water														977,145	35,000				1,012,145
436.0	Parking/Transportation																		2,364,290	2,364,290
437.0	Cemetery	49,000																		49,000
451.0	Recreation Center	-		650,302																650,302
441.2	Animal Control	8,500																		8,500
	450 CULTURE/RECREATION																			
452.0	Parks	1,120,900																		1,120,900
452.1	Parks-FEMA	80,000																		80,000
455.0	Library		183,580																	183,580
457.1	Historic Pres.-Dept								787,280											787,280
457.2	Historic Pres.-Visitor Mgmt								484,000											484,000
457.3	Historic Pres-Interpreta.								552,000											552,000
457.5	Historic Pres-Grant/Loan								1,026,000											1,026,000
457.6	Historic Pres-Profess. Service								165,500											165,500
457.7	Historic Pres.-Buildings								1,025,000											1,025,000
	460 DEVELOPMENT																			
463.0	Business Improvem. Dist.				275,000	535,000	425,000	490,000												1,725,000
464.0	Planning/Zoning	200,200																		200,200
465.1	Dwd Improvement								280,000	95,000										375,000
465.3	City Promotion			356,025																356,025
	470 DEBT REDUCTION																			
470	Debt Reduction								1,172,050		260,000	160,000	150,000	20,000						1,762,050
	Budgeted for Operations and Debt Service	7,938,876	183,580	1,006,327	275,000	535,000	425,000	490,000	5,491,830	95,000	260,000	160,000	150,000	20,000	977,145	35,000	141,255	2,364,290	20,548,303	
	510 FINANCING USES																			
511	Operating Transfer Out	97,259		135,000	15,000	15,000	15,000	15,000	1,523,170											1,815,429
		8,036,135	183,580	1,141,327	290,000	550,000	440,000	505,000	7,015,000	95,000	260,000	160,000	150,000	20,000	977,145	35,000	141,255	2,364,290	22,363,732	

**ORDINANCE NUMBER #1388
2024 APPROPRIATION ORDINANCE**


Section 2.	General	Library	Bed and Booze	Bus Imp Dist. 9	Bus Imp Dist. 8	Bus Imp Dist. 1-6	Bus Imp Dist 7	Hist. Pres.	Revolving Loan	Debt Serv TIF #10	Debt Serv TIF #9 Optima	Debt Serv. TIF #8 StageRun	Debt Serv. TIF #12 StageRun	Water	Sewer	Mt Moriah	Park Meter/Trolley	TOTAL
	101	206	209	211	212	213	214	215	216	719	721	725	727	602	603	607	610	
Undesignated Fund Balance	891,898	-	26,327			-	-	-						(81,669)	(44,000)	-	576,528	1,369,084
310 Taxes	5,008,202		990,000	290,000	550,000	440,000	505,000			260,000	160,000	150,000	20,000					8,373,202
320 License/Permits	165,475					-												165,475
330 Intergovernmental Services	155,500	82,621						7,015,000	-									7,253,121
340 Charges for Goods/Services	206,150	-	125,000						95,000							132,500	-	558,650
350 Fines/Forfeitures	-	3,700																3,700
360 Miscellaneous Revenue	172,196	-	-			-	-	-								8,755	-	180,951
380 Operating Revenue	2,000													898,000	79,000	-	1,747,762	2,726,762
	6,601,421	86,321	1,141,327	290,000	550,000	440,000	505,000	7,015,000	95,000	260,000	160,000	150,000	20,000	816,331	35,000	141,255	2,324,290	20,630,945
390 Other Sources-Transfers	1,434,714	97,259												160,814			40,000	1,732,787
Total Means of Finance	8,036,135	183,580	1,141,327	290,000	550,000	440,000	505,000	7,015,000	95,000	260,000	160,000	150,000	20,000	977,145	35,000	141,255	2,364,290	22,363,732


Section 3 and 4.


The Finance Officer is directed to certify the following dollar amount of tax levies made in this Ordinance to the County Auditor: General Fund \$1,300,702 for general purposes.
No interest and debt service fund will be paid from the tax levy.

CITY OF DEADWOOD

ATTEST:


David Ruth, Jr., Mayor


Jessica McKeown, Finance Officer



First Reading: 11/6/2023
Second Reading: 11/20/2023
Published: 11/22/2023
Adopted: 11/22/2023